

technical  
parameters

**NEO • M**

**Multi-Component**  
Injection Molding Machine

**Tederic Machinery Co., Ltd.**  
No.417 Yin Hai Street,  
Hangzhou City, Zhejiang Province, 310018, China  
T. +86-571-86733387  
[www.tedericglobal.com](http://www.tedericglobal.com)

t.NEOM.202404.10

**tederic**  
SMART INJECTION

# NEO-M

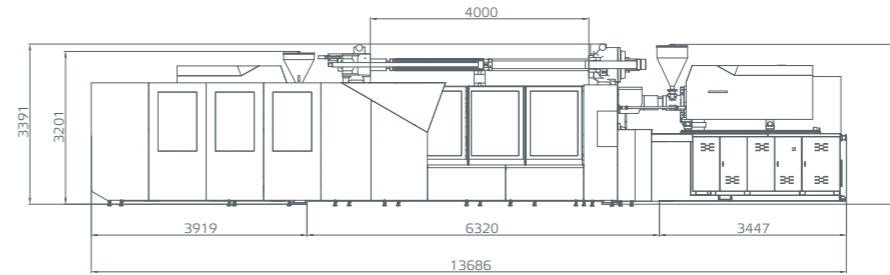
## NEO-Ms Parameters

Clamping unit	Unit	NEO-M1120s			
Clamping force	kN	11200			
Clamping stroke (moving platen)	mm	2500/1300			
Clamping stroke (middle platen)	mm	1250/650			
Space between tie bar	mm	1260x1175			
Max. mold height	mm	1250x2			
Min. mold height	mm	650x2			
max. daylight(Moving Platen)	mm	4000			
max. daylight(Middle Platen)	mm	1900			
Min. mold dimension	mm	882x822			
Platen dimensions (HxV)	mm	1815x1730			
Rotation table weight	t	18.0			
Middle Platen Dimension	mm	1600x1400			
Middle Plate thickness	mm	200			
Space between the medium plate center and the platform below	mm	700			
Injection unit	Unit	Type 1		Type 2	
		i3800	i1900	i3800	e1400h
Screw diameter	mm	70.0	55.0	70.0	50.0
Shot size (theoretical)	cm <sup>3</sup>	1554	710	1554	510
Injection weight (PS)	g	1414	646	1414	464
Injection pressure	MPa	235.7	260.3	235.7	266.4
Injection rate into air (PS)	g/s	620	310	620	536
screw speed	rpm	165	210	165	350
Max. injection speed	mm/s	177	143	177	300
Injection stroke	mm	404	299	404	260
Others	Unit	i3800	i1900	i3800	e1400h
Max. pump pressure	MPa	17.5		17.5	
Pump motor power	kW	61+51+61+25+16		61+51+61+25+16	
Heater power	kW	45.9	24.0	45.9	24.0
Hopper capacity	kg	50	50	50	50
Oil tank volume	L	1300	700	2000	
Machine weight	t	49		49	
Machine dimension (LxWxH)	m	13.7x4.0x3.4		13.7x4.0x3.4	

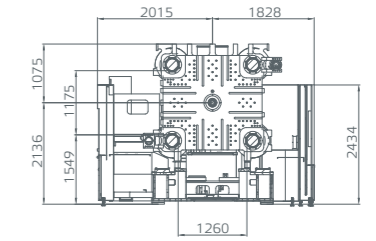
Remarks:  
 Theoretical capacity is the calculated volume of injection, equals the cross-sectional area of the screw or cylinder plunger x rated injection stroke;  
 The injection weight (PS) is the theoretical value converted from the injection volume x the melting density of polystyrene.  
 The screw speed is the theoretical maximum screw speed.

We reserves the right to interpret this technical parameter and reserves the right to modify or update this technical parameter at any time without further notice.  
 If the technical parameters of the cost do not match the actual product due to technological improvement, the contract and technical agreement shall prevail, and this technical parameter shall not be used as a basis.

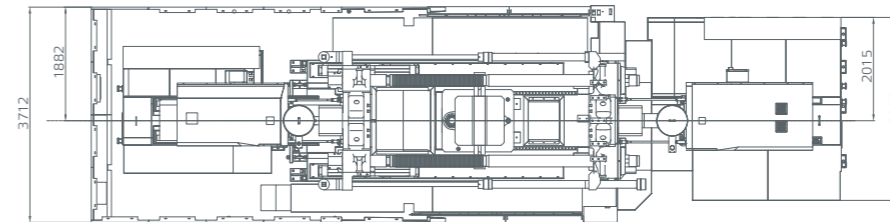
Front view of machine dimension



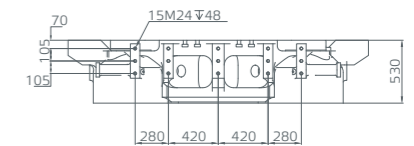
Robot installation dimension



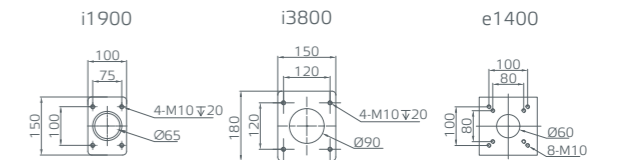
Top view of machine dimension



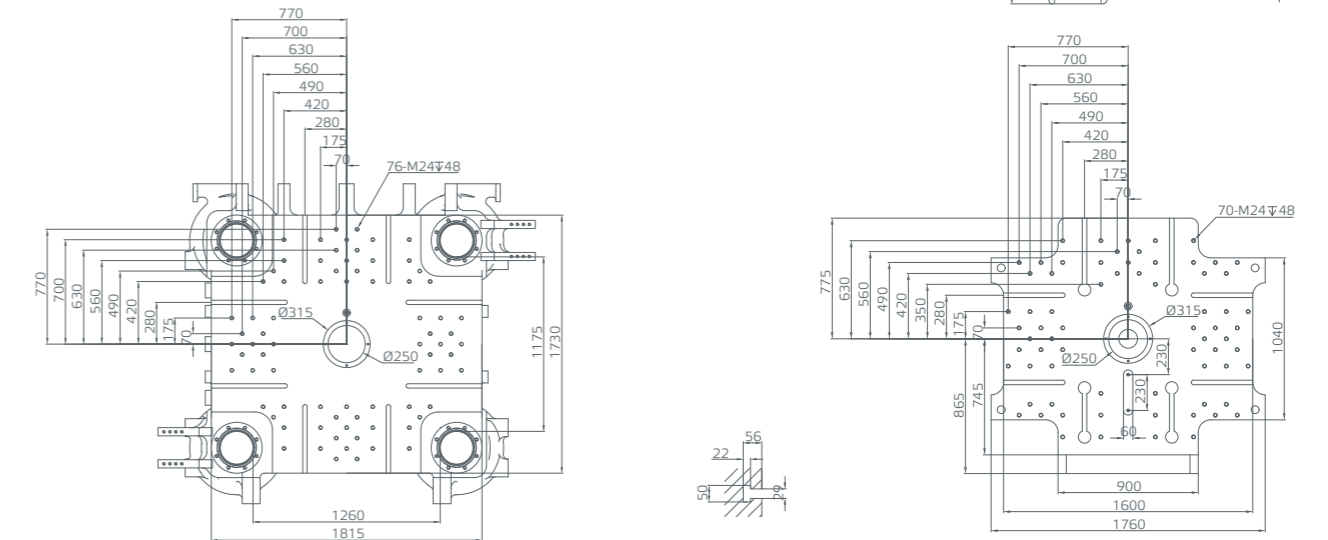
Robot fixed platen dimension



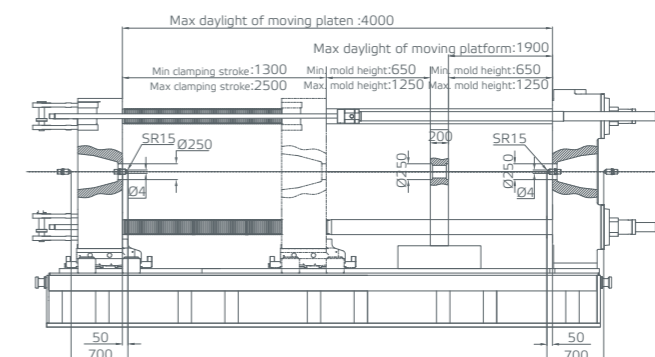
Feeding port dimensions



Front moving platen and horizontal rotary table dimension



Clamping Unit



Unit:mm

# NEO-M

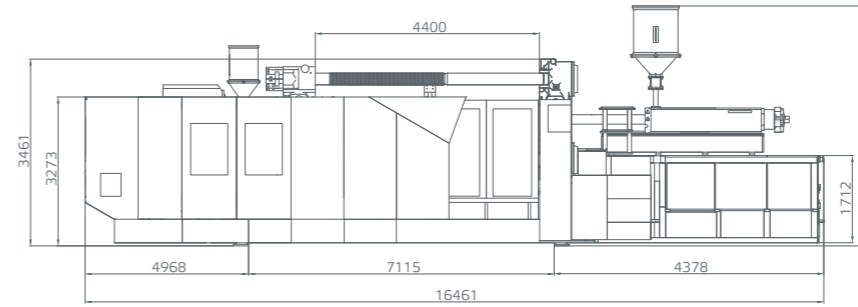
## NEO-Ms Parameters

Clamping unit	Unit	NEO-M1320s	
Clamping force	kN	13200	
Clamping stroke (moving platen)	mm	2880/1280	
Clamping stroke (middle platen)	mm	1440/640	
Space between tie bar	mm	1580x1360	
Max. mold height	mm	1450x2	
Min. mold height	mm	650x2	
max. daylight(Moving Platen)	mm	4400	
max. daylight(Middle Platen)	mm	2090	
Min. mold dimension	mm	1100x952	
Platen dimensions (HxV)	mm	2200x1900	
Rotation table weight	t	25.0	
Middle Platen Dimension	mm	2100x1600	
Middle Plate thickness	mm	220	
Space between the medium plate center and the platform below	mm	800	
Injection unit	Unit	Type 1	
		i3800	i1900
Screw diameter	mm	75.0	55.0
Shot size (theoretical)	cm <sup>3</sup>	1784	710
Injection weight (PS)	g	1623	646
Injection pressure	MPa	205.3	260.3
Injection rate into air (PS)	g/s	786	378
screw speed	rpm	165	210
Max. injection speed	mm/s	196	175
Injection stroke	mm	404	299
Others	Unit	i3800	i1900
Max. pump pressure	MPa	17.5	
Pump motor power	kW	61x2+51x2+51+16	
Heater power	kW	45.9	24.0
Hopper capacity	kg	50	50
Oil tank volume	L	1500	1200
Machine weight	t	74	
Machine dimension (LxWxH)	m	16.4x4.3x3.5	

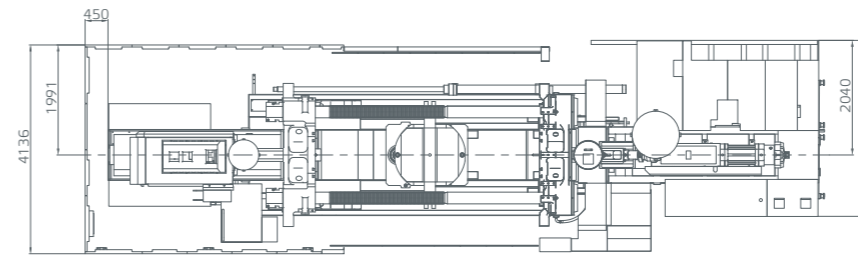
Remarks:  
 Theoretical capacity is the calculated volume of injection, equals the cross-sectional area of the screw or cylinder plunger x rated injection stroke;  
 The injection weight (PS) is the theoretical value converted from the injection volume x the melting density of polystyrene.  
 The screw speed is the theoretical maximum screw speed.

We reserves the right to interpret this technical parameter and reserves the right to modify or update this technical parameter at any time without further notice.  
 If the technical parameters of the cost do not match the actual product due to technological improvement, the contract and technical agreement shall prevail, and this technical parameter shall not be used as a basis.

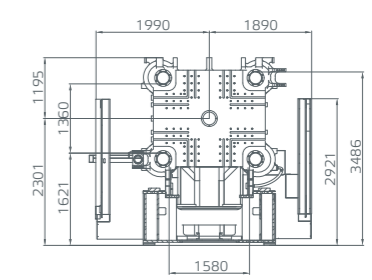
Front view of machine dimension



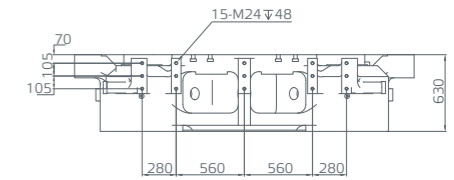
Top view of machine dimension



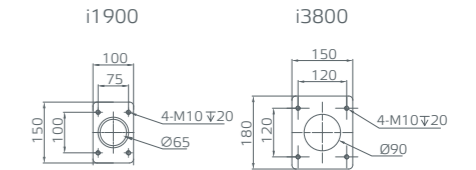
Robot installation dimension



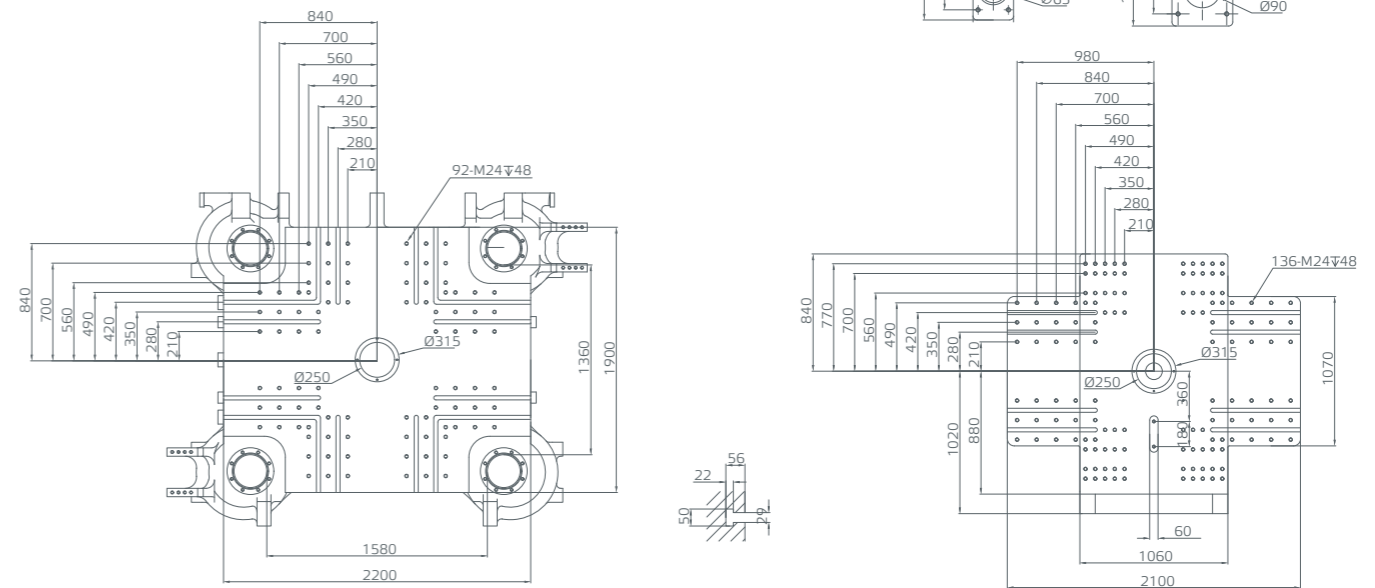
Robot fixed platen dimension



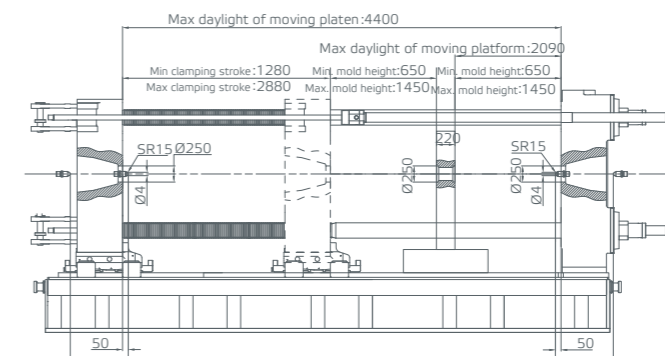
Feeding port dimensions



Front moving platen and horizontal rotary table dimension



Clamping Unit



Unit:mm

# NEO-M

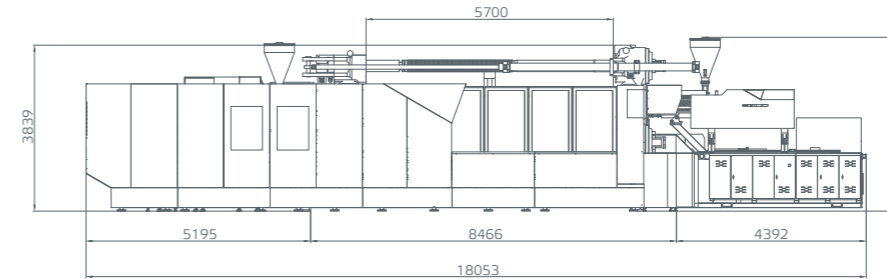
## NEO-Ms Parameters

Clamping unit	Unit	NEO-M1920s			
Clamping force	kN	19200			
Clamping stroke (moving platen)	mm	4140/2340			
Clamping stroke (middle platen)	mm	2070/1170			
Space between tie bar	mm	1850x1500			
Max. mold height	mm	1550x2			
Min. mold height	mm	650x2			
max. daylight(Moving Platen)	mm	5700			
max. daylight(Middle Platen)	mm	2720			
Min. mold dimension	mm	1295x1050			
Platen dimensions (HxV)	mm	2510x2110			
Rotation table weight	t	30.0			
Middle Platen Dimension	mm	2450x1700			
Middle Plate thickness	mm	260			
Space between the medium plate center and the platform below	mm	850			
Injection unit	Unit	Type 1		Type 2	
		i7500	i5800	i9500	i5800
Screw diameter	mm	85.0	80.0	100.0	85.0
Shot size (theoretical)	cm <sup>3</sup>	2921	2376	4318	2683
Injection weight (PS)	g	2658	2162	3929	2441
Injection pressure	MPa	249.4	229.0	212.8	203.0
Injection rate into air (PS)	g/s	789	705	924	796
screw speed	rpm	120	120	120	120
Max. injection speed	mm/s	153	154	129	154
Injection stroke	mm	515	473	550	473
Others	Unit	i7500	i5800	i9500	i5800
Max. pump pressure	MPa	17.5		17.5	
Pump motor power	kW	51X3+61X2+61+16		51X3+61X2+61+16	
Heater power	kW	69.0	55.0	78.0	55.0
Hopper capacity	kg	100	100	100	100
Oil tank volume	L	1800	1500	1800	1500
Machine weight	t	110		110	
Machine dimension (LxWxH)	m	18.1x4.5x3.9		18.1x4.5x3.9	

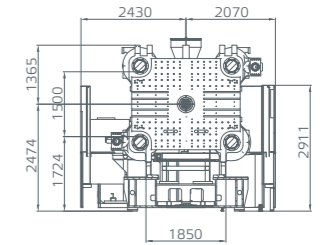
Remarks:  
 Theoretical capacity is the calculated volume of injection, equals the cross-sectional area of the screw or cylinder plunger x rated injection stroke;  
 The injection weight (PS) is the theoretical value converted from the injection volume x the melting density of polystyrene.  
 The screw speed is the theoretical maximum screw speed.

We reserves the right to interpret this technical parameter and reserves the right to modify or update this technical parameter at any time without further notice.  
 If the technical parameters of the cost do not match the actual product due to technological improvement, the contract and technical agreement shall prevail, and this technical parameter shall not be used as a basis.

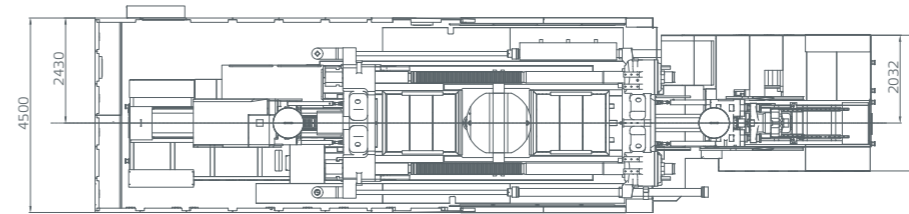
Front view of machine dimension



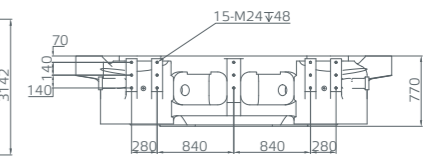
Robot installation dimension



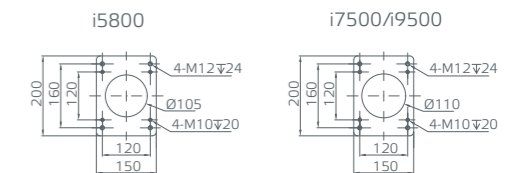
Top view of machine dimension



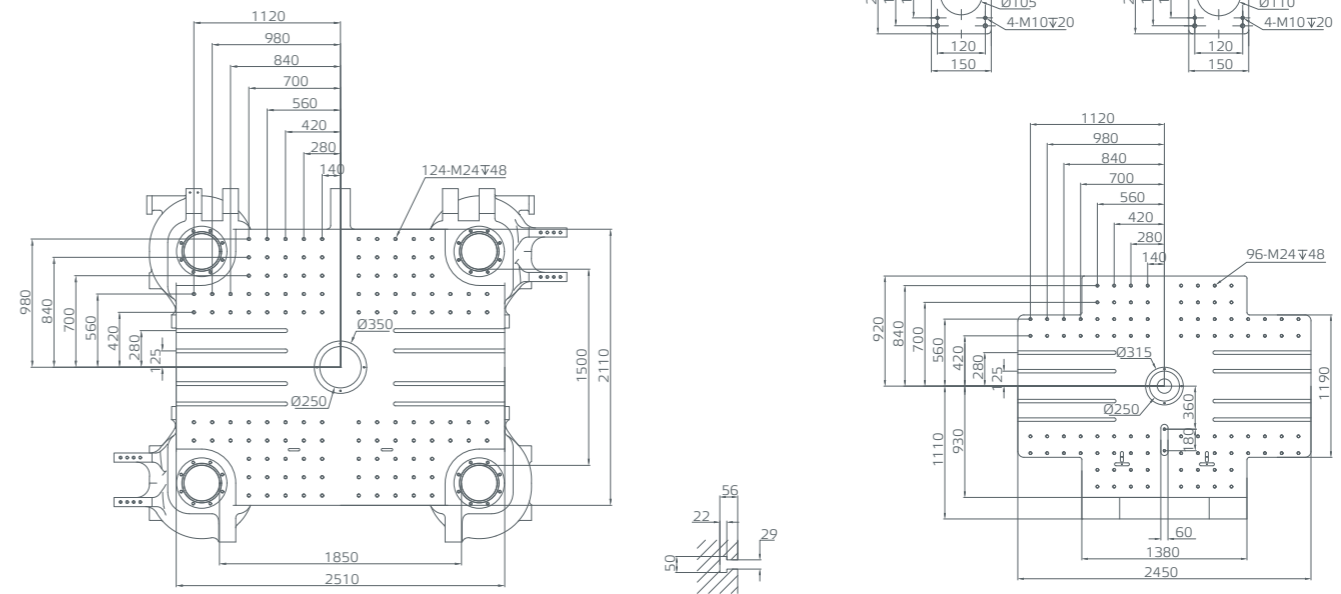
Robot fixed platen dimension



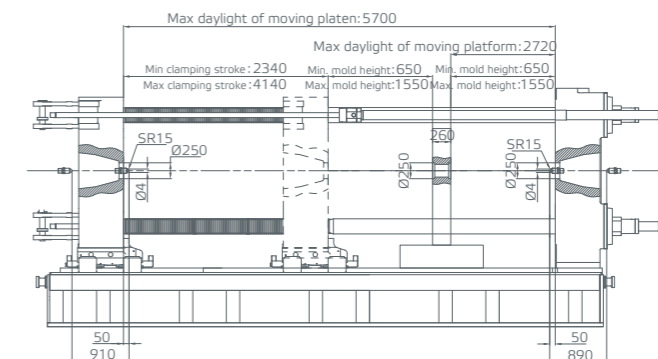
Feeding port dimensions



Front moving platen and horizontal rotary table dimension



Clamping Unit



Unit:mm

Clamping unit	Unit	NEO-M2720s	
Clamping force	kN	27200	
Clamping stroke (moving platen)	mm	4220/2620	
Clamping stroke (middle platen)	mm	2110/1310	
Space between tie bar	mm	2000X1700	
Max. mold height	mm	1800x2	
Min. mold height	mm	1000x2	
max. daylight(Moving Platen)	mm	6500	
max. daylight(Middle Platen)	mm	3110	
Min. mold dimension	mm	1400X1190	
Platen dimensions (HxV)	mm	2700X2480	
Rotation table weight	t	50.0	
Middle Platen Dimension	mm	2700X1900	
Middle Plate thickness	mm	280	
Space between the medium plate center and the platform below	mm	950	
Injection unit	Unit	Type 1	
		i15800	i9500
Screw diameter	mm	120.0	90.0
Shot size (theoretical)	cm <sup>3</sup>	7223	3497
Injection weight (PS)	g	6573	3182
Injection pressure	MPa	223.6	262.7
Injection rate into air (PS)	g/s	1083	614
screw speed	rpm	90	112
Max. injection speed	mm/s	105	106
Injection stroke	mm	639	550
Others	Unit	i15800	i9500
Max. pump pressure	MPa	17.5	
Pump motor power	kW	61X3+61X2+61+40	
Heater power	kW	104.4	55.0
Hopper capacity	kg	200	100
Oil tank volume	L	2200	2200
Machine weight	t	149	
Machine dimension (LxWxH)	m	23.4X5.1X4.2	

**Remarks:**

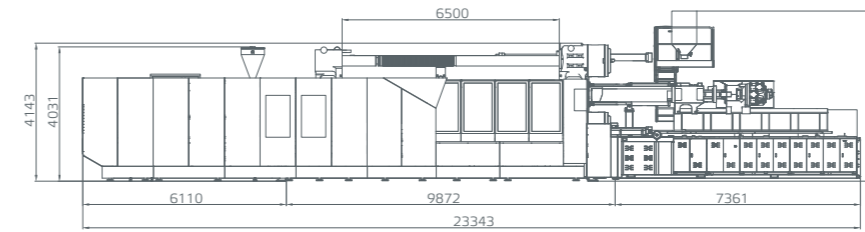
Theoretical capacity is the calculated volume of injection, equals the cross-sectional area of the screw or cylinder plunger x rated injection stroke;

The injection weight (PS) is the theoretical value converted from the injection volume x the melting density of polystyrene.

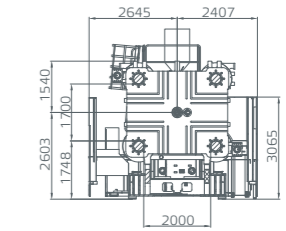
The screw speed is the theoretical maximum screw speed.

We reserves the right to interpret this technical parameter and reserves the right to modify or update this technical parameter at any time without further notice. If the technical parameters of the cost do not match the actual product due to technological improvement, the contract and technical agreement shall prevail, and this technical parameter shall not be used as a basis.

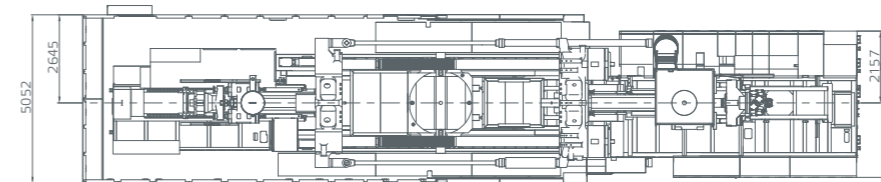
Front view of machine dimension



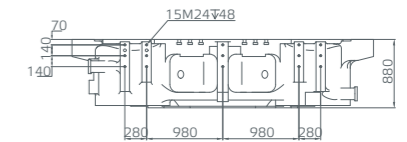
Robot installation dimension



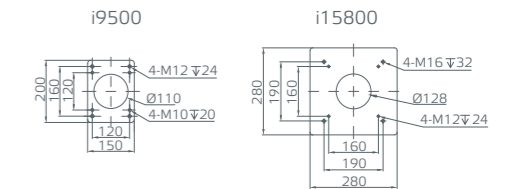
Top view of machine dimension



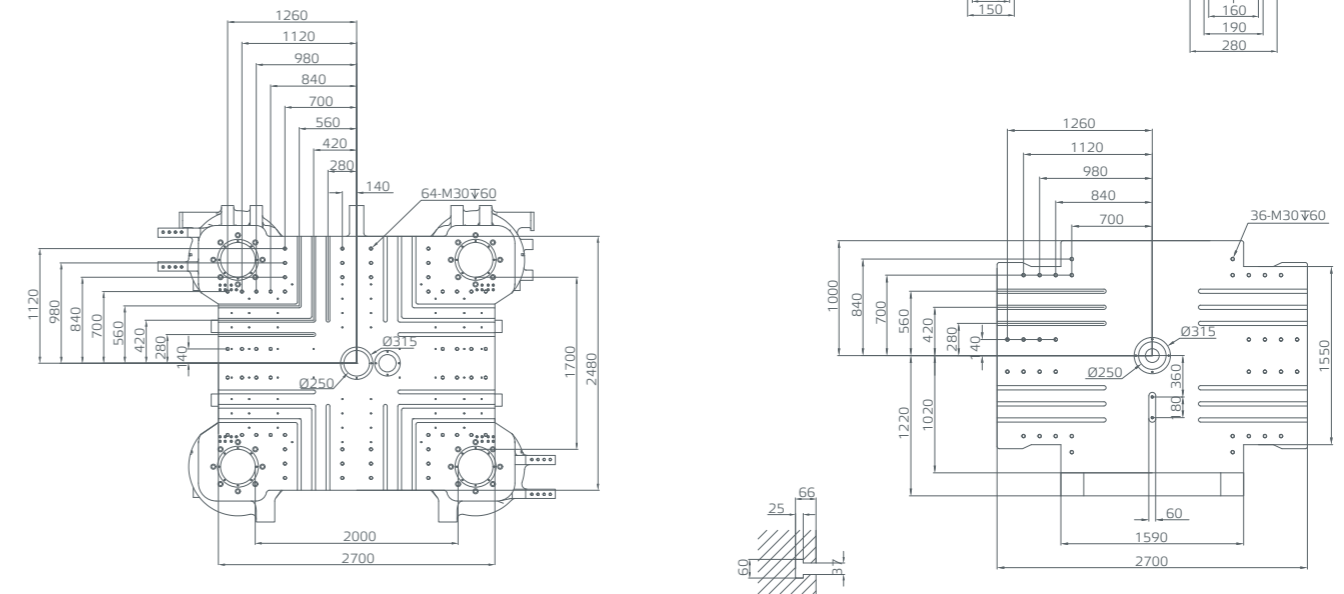
Robot fixed platen dimension



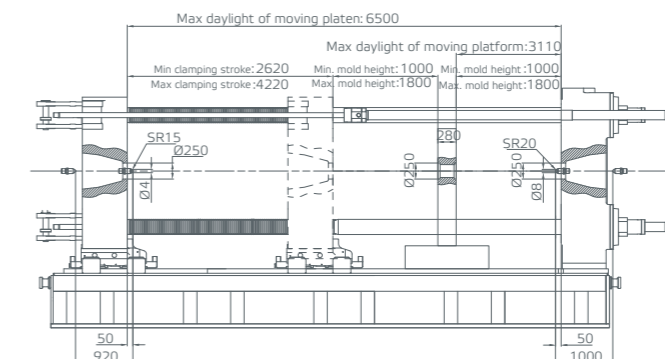
Feeding port dimensions



Front moving platen and horizontal rotary table dimension



Clamping Unit



Unit:mm

### For clamping

Function description / Clamping force	NEO-M1120s-NEO-M1320s	NEO-M1920s	NEO-M2720s
Platen with tapped holes	○	○	○
Platen with T slots	●	●	●
Platen (according to EUROMAP2)	○	○	○
High rigid two-platen clamping unit	●	●	●
Electrical safety	●	●	●
Hydraulic safety	●	●	●
Auto-mold height adjustment function	●	●	●
Mold open, closing and mold adjusting are controlled by transducer	●	●	●
Fix-quantity type auto central lubrication system	●	●	●
Adjustable support for moving platen	●	●	●
High rigidity steel wear strips for moving platen	●	●	●
Middle plate moving linear guide	●	●	○
Auto safety door	●	●	●
EUROMAP 18 robot mechanical interface	●	●	●
Magnetic platen	○	○	○
Hydraulic/electrical unscrew device	○	○	○
Safety pressure plate under mold area	●	●	●
Four water regulation manifolds	●	●	●
Quick coupling for water regulator	●	●	●
Four groups of air blaster	●	●	●
Glass water flow regulators	○	○	○
Self-locking mold height adjustment valve	●	●	●
Buffer lock brake control	●	●	●
Drive by rotary servo motor	●	●	●
Auxiliary mold breaking device	○	●	●
Carriage central auto lubrication device	●	●	●

● Standard ○ Optional

### For injection

Function description/ Injection unit	NEO-M1120s-NEO-M1920s	NEO-M2720s
Standard screw	●	●
Other screw	○	○
Shut off nozzle	○	○
Single cylinder injection	○	○
Electric injector	○	○
Double cylinder injection	●	●
Double carriage cylinders	●	●
Double stage linear guid injection structure	●	●
Transducer control for carriage cylinder	●	●
Screw rotating speed display	●	●
Proportional injection valve	●	●
Plasticizing with hydraulic motor	●	●
Proportional back pressure control	●	●
Temp-monitoring for material feeding zone	●	●
Barrel Insulation cover	●	●
Nozzle cover	●	●
Self-lock valve for carriage forward	●	●
Barrel supporting device	○	●
Material loading platform	○	●
Carriage central lubrication device	○	○
Stainless heater bands	○	○
Ceramic heater band	●	●
Electrical plasticizing	○	○
Screw mobile feed hopper (by injection table size)	●	○
Gas-assisted injection interface	○	○
Foam moulding	○	○
Hopper dryer	○	○
Stainless hopper	●	●
Barrel Insulation device	○	○
Stock pan	●	●

● Standard ○ Optional

### For electric

Function description /Clamping unit	NEO-M1120s-NEO-M2720s
KEBA Controller	●
KEBA 15-inch touch screen	●
Memory with 200 sets of mold parameters	●
All action instant monitoring	●
Production monitoring	●
Failure alarm display	●
Changeover from injection fill to hold by injection pressure	○
I/O monitoring display	●
3 color light (with buzzer)	●
Motor overload protection	●
Front/back door emergency stop switch	●
5 pins socket of 380V/32A, two groups 5 pins socket of 380V/16A, one group 3 pins socket of 230V/16A, one group	●
230V/10A Industrial plug	●
Electrical cabinet lighting device	●
Transformer for servomotor system	○
EUROMAP 13 neutron connection	●
EUROMAP 12 robot interface	●
EUROMAP 67 robot interface	○
Double protection for heating	●
Safety relay monitoring	●
SSR heating control	●
Hot runner control system & interface	○
Instant power consumption monitoring	○
Instant clamping force monitoring	●
Remote control	○
Close-loop control for mold open/close	●
Safety pedal monitoring	●
Inspection of repair door	●
Power interface(Hot runner control system)	●
Power interface(Mould temp controller)	○
Main station sequence valve control point interface	○

● Standard ○ Optional

### For hydraulic

Function description /Clamping unit	NEO-M1120s	NEO-M1320s-NEO-M2720s
Servo motor pump	●	●
Increased motor-pump unit	○	○
Independent cooling system	●	●
Independent filtration system	●	●
Changeover from injection fill to hold by injection pressure	○	○
Function-multiple sets of injection sequently	○	○
Fast injection with accumulator	●	●
Injection proportional valve	●	●
Injection servo valve	○	○
Oil temperature detection	●	●
Oil level alarm	●	●
Hose explosion-proof chain	●	●
Self-lock suction oil filter	●	●
Cooling water valve	●	●
Two core pull circuit on moving platen, two core pull circuit on fixed	●	●
Four groups of core pullings(Middle Platen)		
Six groups of core pullings(Middle Platen)	●	
Eight groups of core pullings(Middle Platen)		●
Sequence valve	○	○
Fast molding closing device	●	●
Quick clamping device	●	●
Low voltage mold protection function	●	●
Hydraulic safety device	●	●
Ejector on-the-fly	●	●
Plasticize on-the-fly	○	○
Plasticizing & ejector on the fly	○	○
Proportional valve control for clamp open and close	●	●
Proportional valve control for middle platen moving	●	●
Hydraulic power source for sequence valve of main and auxiliary shooting platforms	●	●

### For other

Function description/ Other	NEO-M1120s	NEO-M1320s-NEO-M2720s
Tederic standard color	●	●
Shock-proof pad	●	●
Foundation steel plate, foundation anchor bolts	○	○
Spare parts box, tools, mould clamps, easy broken parts, extended nozzle, operation manual	●	●
Robot	○	○
Magnet (for hopper dryer)	○	○
Chiller	○	○
Mould temp controller	○	○
Dehumidifier	○	○
Autoloader	○	○
Fumigated wooden packaging	○	○
With full-tank hydraulic oil	○	○
Products fetching platform	○	●

● Standard ○ Optional

# NEO-M

## NEO-Mv Parameters

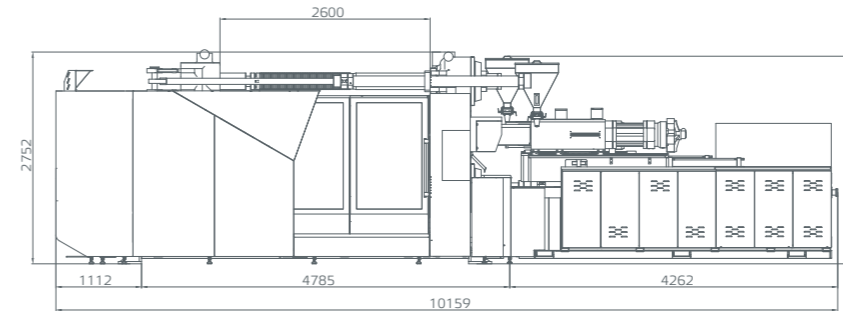
Clamping unit	Unit	NEO-M1120v			
Clamping force	kN	11200			
Clamping stroke	mm	2100/1300			
Space between tie bar	mm	1260x1175			
Max. mold height	mm	1300			
Min. mold height	mm	500			
Ejector stroke	mm	200			
Ejector force	kN	110			
No. Of Ejector Pins	piece	11			
Max. daylight	mm	2600			
Min. mold dimension	mm	880x822			
Platen dimensions (HxV)	mm	1810x1730			
Distance Between Molds Postion Centers	mm	710			
Diameter of rotation platen	mm	1700			
Rotation space of table	mm	1790			
Rotation table weight	t	7			
Injection unit	Unit	Type 1		Type 2	
		m1500	m640	m2500	m2500
Screw diameter	mm	55	42	65	65
Shot size (theoretical)	cm <sup>3</sup>	655	282	1161	1161
Injection weight (PS)	g	596	257	1056	1056
Injection pressure	MPa	231.4	254	219.1	219.1
Injection rate into air (PS)	g/s	349	183	368	368
screw speed	rpm	210	250	187	187
Max. injection speed	mm/s	161	145	122	122
Injection stroke	mm	276	204	350	350
Others	Unit	m1500	m640	m2500	m2500
Max. pump pressure	MPa	17.5		17.5	
Pump motor power	kW	61+32+16		61+61+16	
Heater power	kW	24.0	13.0	33.0	33.0
Hopper capacity	kg	50	50	50	50
Oil tank volume	L	1000		1200	
Machine weight	t	65		68	
Machine dimension (LxWxH)	m	10.2x3.4x2.8		10.2x3.4x2.8	

**Remarks:**

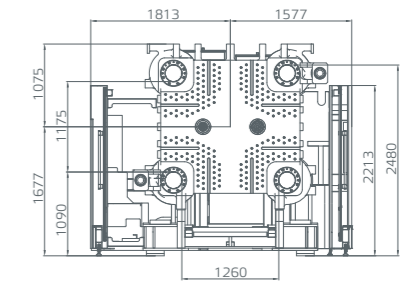
Theoretical capacity is the calculated volume of injection, equals the cross-sectional area of the screw or cylinder plunger x rated injection stroke;  
 The injection weight (PS) is the theoretical value converted from the injection volume x the melting density of polystyrene.  
 The screw speed is the theoretical maximum screw speed.

We reserves the right to interpret this technical parameter and reserves the right to modify or update this technical parameter at any time without further notice.  
 If the technical parameters of the cost do not match the actual product due to technological improvement, the contract and technical agreement shall prevail, and this technical parameter shall not be used as a basis.

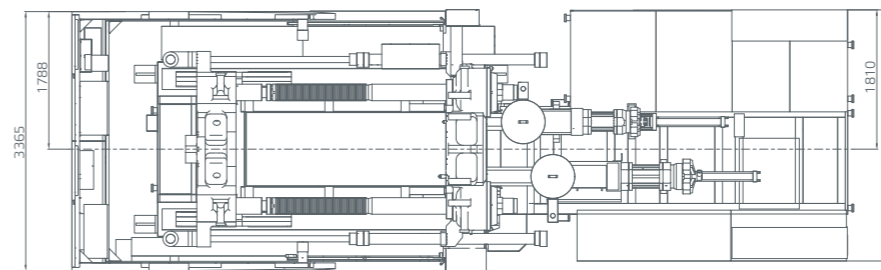
Front view of machine dimension



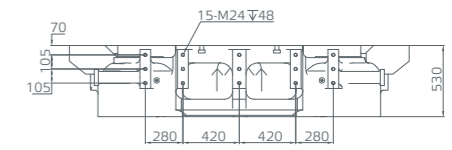
Robot installation dimension



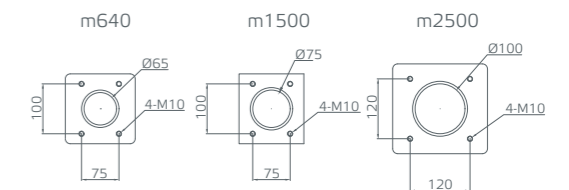
Top view of machine dimension



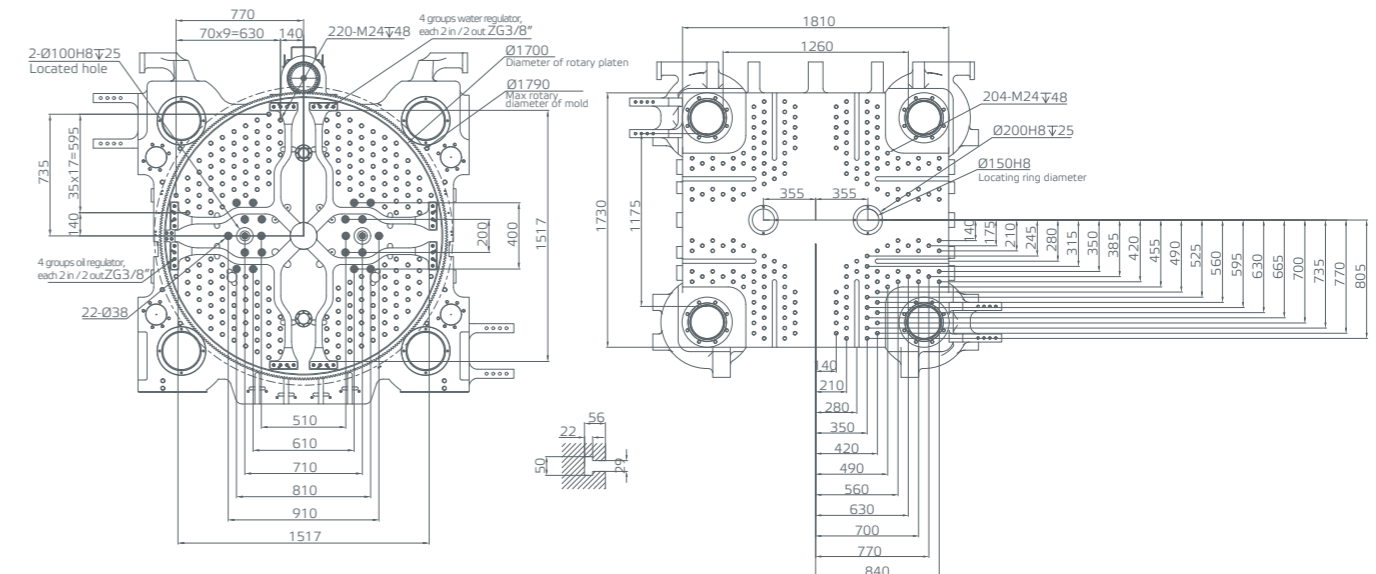
Robot fixed platen dimension



Feeding port dimensions



Front moving platen and rotary table dimension



Unit:mm

# NEO-M

## NEO-Mv Parameters

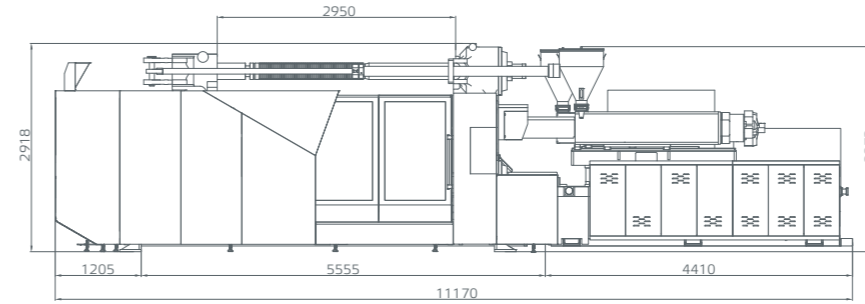
Clamping unit	Unit	NEO-M1420v			
Clamping force	kN	14200			
Clamping stroke	mm	2320/1550			
Space between tie bar	mm	1460x1360			
Max. mold height	mm	1400			
Min. mold height	mm	630			
Ejector stroke	mm	300			
Ejector force	kN	182			
No. Of Ejector Pins	piece	13			
Max. daylight	mm	2950			
Min. mold dimension	mm	1022x952			
Platen dimensions (HxV)	mm	1980x1880			
Distance Between Molds Postion Centers	mm	710			
Diameter of rotation platen	mm	2000			
Rotation space of table	mm	2080			
Rotation table weight	t	13			
Injection unit	Unit	Type 1		Type 2	
		m3700	m1100	m3700	m2500
Screw diameter	mm	75	50	75	65
Shot size (theoretical)	cm <sup>3</sup>	1784	497	1784	1161
Injection weight (PS)	g	1623	452	1623	1056
Injection pressure	MPa	210.3	226.8	210.3	219.1
Injection rate into air (PS)	g/s	623	289	623	368
screw speed	rpm	165	220	165	187
Max. injection speed	mm/s	155	162	155	122
Injection stroke	mm	404	253	404	350
Others	Unit	m3700	m1100	m3700	m2500
Max. pump pressure	MPa	17.5		17.5	
Pump motor power	kW	51x2+51+16		51x2+61+16	
Heater power	kW	46.0	20.0	46.0	33.0
Hopper capacity	kg	50	50	50	50
Oil tank volume	L	1600		1600	
Machine weight	t	75		77	
Machine dimension (LxWxH)	m	11.2x3.7x3.0		11.2x3.7x3.0	

**Remarks:**

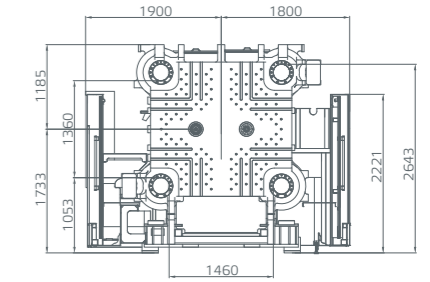
Theoretical capacity is the calculated volume of injection, equals the cross-sectional area of the screw or cylinder plunger x rated injection stroke;  
 The injection weight (PS) is the theoretical value converted from the injection volume x the melting density of polystyrene.  
 The screw speed is the theoretical maximum screw speed.

We reserves the right to interpret this technical parameter and reserves the right to modify or update this technical parameter at any time without further notice.  
 If the technical parameters of the cost do not match the actual product due to technological improvement, the contract and technical agreement shall prevail, and this technical parameter shall not be used as a basis.

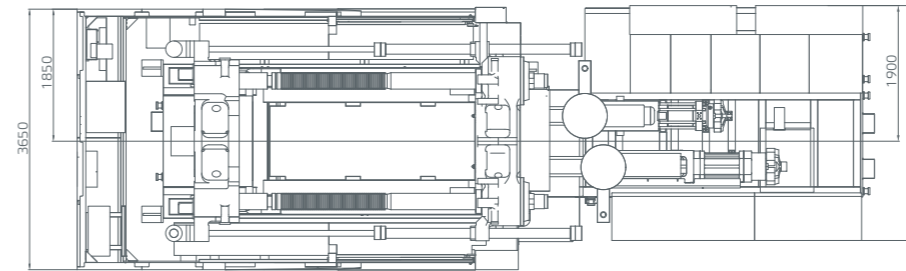
Front view of machine dimension



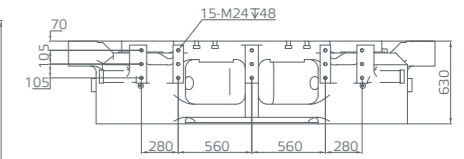
Robot installation dimension



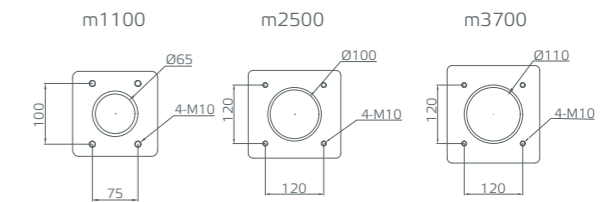
Top view of machine dimension



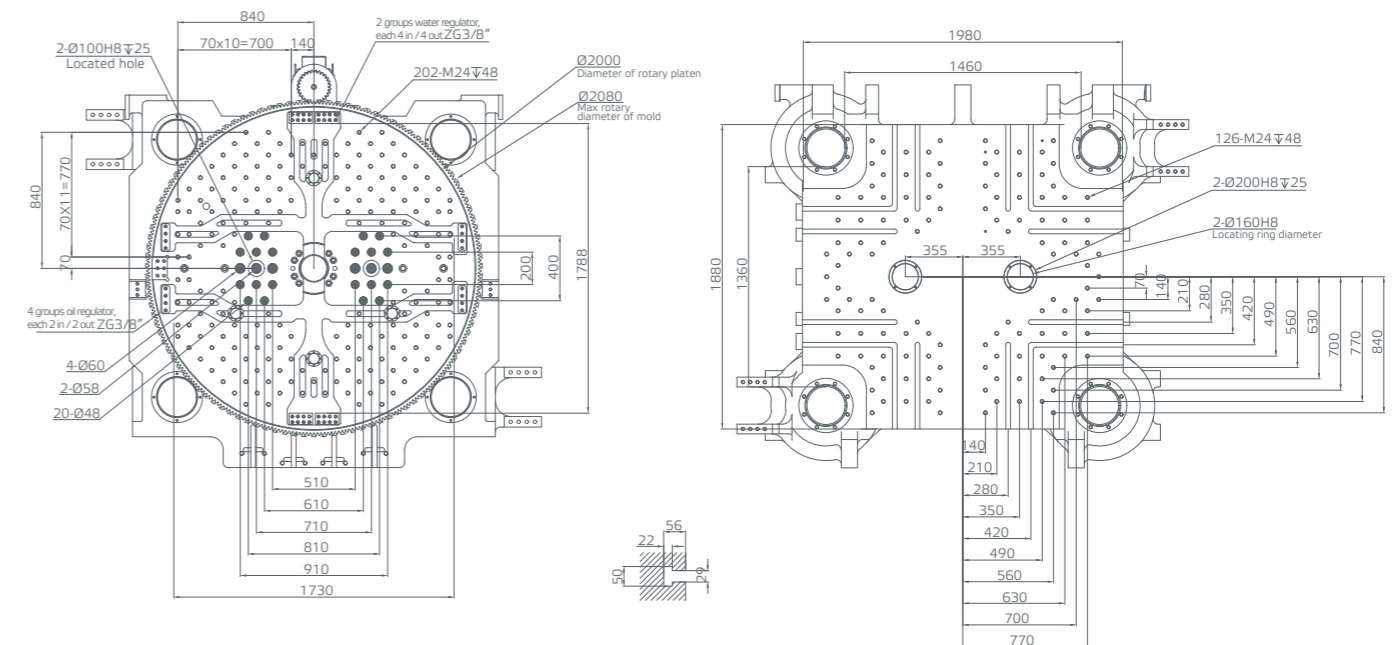
Robot fixed platen dimension



Feeding port dimensions



Front moving platen and rotary table dimension



Unit:mm

# NEO-M

## NEO-Mv Parameters

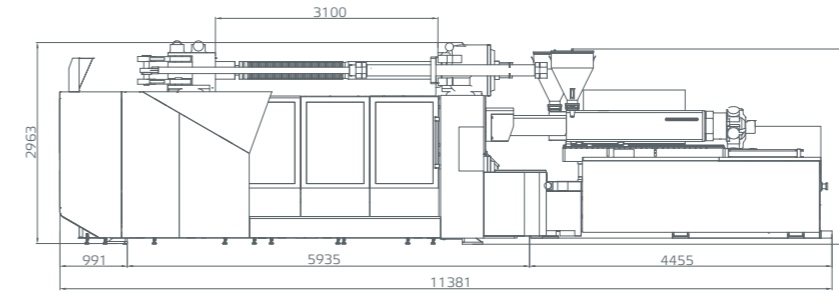
Clamping unit	Unit	NEO-M1720v			
Clamping force	kN	17200			
Clamping stroke	mm	2450/1500			
Space between tie bar	mm	1570x1380			
Max. mold height	mm	1600			
Min. mold height	mm	650			
Ejector stroke	mm	200			
Ejector force	kN	182			
No. Of Ejector Pins	piece	13			
Max. daylight	mm	3100			
Min. mold dimension	mm	1099x966			
Platen dimensions (HxV)	mm	2240x2040			
Distance Between Molds Postion Centers	mm	710			
Diameter of rotation platen	mm	2000			
Rotation space of table	mm	2180			
Rotation table weight	t	15			
Injection unit	Unit	Type 1		Type 2	
		m3700	m1100	m3700	m2500
Screw diameter	mm	75	50	75	65
Shot size (theoretical)	cm <sup>3</sup>	1784	497	1784	1161
Injection weight (PS)	g	1623	452	1623	1056
Injection pressure	MPa	210.3	226.8	210.3	219.1
Injection rate into air (PS)	g/s	623	289	623	368
screw speed	rpm	165	220	165	187
Max. injection speed	mm/s	155	162	155	122
Injection stroke	mm	404	253	404	350
Others	Unit	m3700	m1100	m3700	m2500
Max. pump pressure	MPa	17.5		17.5	
Pump motor power	kW	51x2+51+16		51x2+61+16	
Heater power	kW	46.0	20.0	46.0	33.0
Hopper capacity	kg	50	50	50	50
Oil tank volume	L	1600		1600	
Machine weight	t	85		87	
Machine dimension (LxWxH)	m	11.4x3.8x3.0		11.4x3.8x3.0	

**Remarks:**

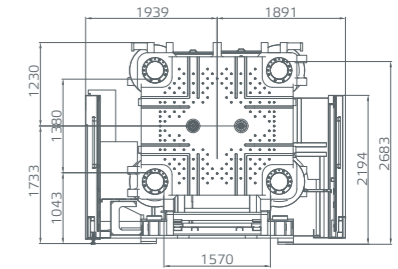
Theoretical capacity is the calculated volume of injection, equals the cross-sectional area of the screw or cylinder plunger x rated injection stroke;  
 The injection weight (PS) is the theoretical value converted from the injection volume x the melting density of polystyrene.  
 The screw speed is the theoretical maximum screw speed.

We reserves the right to interpret this technical parameter and reserves the right to modify or update this technical parameter at any time without further notice.  
 If the technical parameters of the cost do not match the actual product due to technological improvement, the contract and technical agreement shall prevail, and this technical parameter shall not be used as a basis.

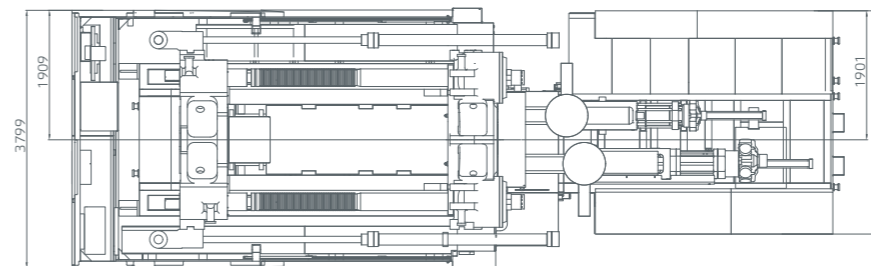
Front view of machine dimension



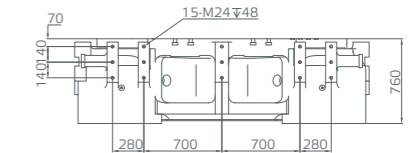
Robot installation dimension



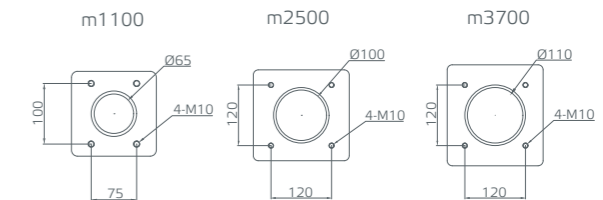
Top view of machine dimension



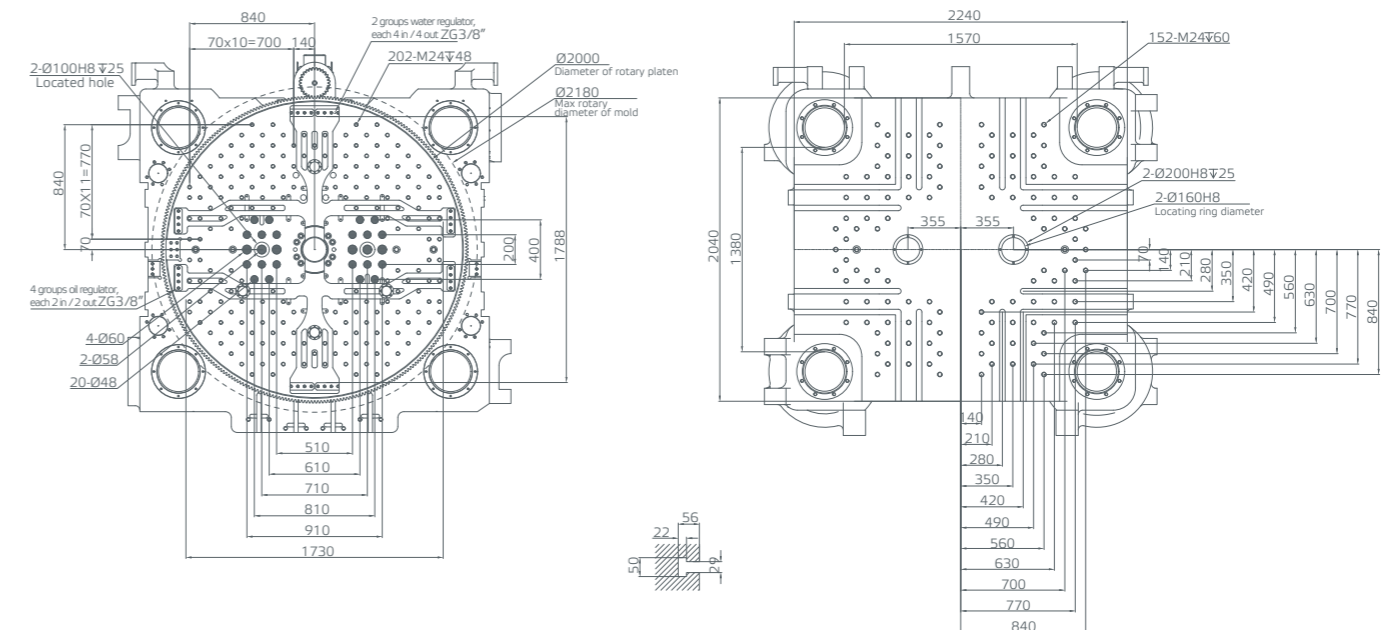
Robot fixed platen dimension



Feeding port dimensions



Front moving platen and rotary table dimension



Unit:mm

# NEO-M

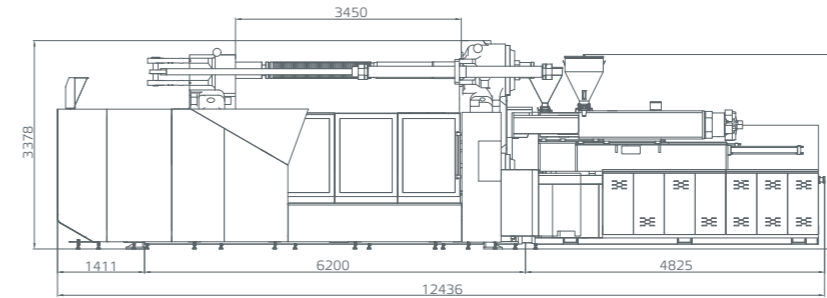
## NEO-Mv Parameters

Clamping unit	Unit	NEO-M1920v					
Clamping force	kN	19200					
Clamping stroke	mm	2750/1750					
Space between tie bar	mm	1850x1500					
Max. mold height	mm	1700					
Min. mold height	mm	700					
Ejector stroke	mm	300					
Ejector force	kN	182					
No. Of Ejector Pins	piece	13					
Max. daylight	mm	3450					
Min. mold dimension	mm	1295x1050					
Platen dimensions (HxV)	mm	2510x2110					
Distance Between Molds Postion Centers	mm	710					
Diameter of rotation platen	mm	2250					
Rotation space of table	mm	2450					
Rotation table weight	t	18					
Injection unit	Unit	Type 1		Type 2		Type 3	
		m3700	m1100	m3700	m1500	m3700	m2500
Screw diameter	mm	75	50	75	55	75	65
Shot size (theoretical)	cm <sup>3</sup>	1784	497	1784	655	1784	1161
Injection weight (PS)	g	1623	452	1623	596	1623	1056
Injection pressure	MPa	210.3	226.8	210.3	231.4	210.3	219.1
Injection rate into air (PS)	g/s	623	289	623	283	623	368
screw speed	rpm	165	220	165	210	165	187
Max. injection speed	mm/s	155	162	155	131	155	122
Injection stroke	mm	404	253	404	276	404	350
Others	Unit	m3700	m1100	m3700	m1500	m3700	m2500
Max. pump pressure	MPa	17.5		17.5		17.5	
Pump motor power	kW	51x2+51+16		51x2+51+16		51x2+61+16	
Heater power	kW	46.0	20.0	46.0	24.0	46.0	33.0
Hopper capacity	kg	50	50	50	50	50	50
Oil tank volume	L	1600		1600		1600	
Machine weight	t	105		105		106	
Machine dimension (LxWxH)	m	12.5x4.3x3.4		12.5x4.3x3.4		12.5x4.3x3.4	

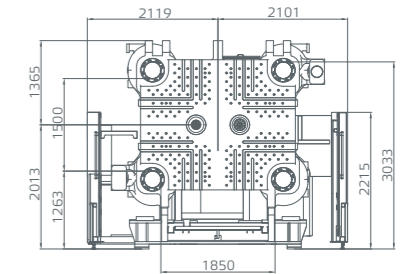
Remarks:  
 Theoretical capacity is the calculated volume of injection, equals the cross-sectional area of the screw or cylinder plunger x rated injection stroke;  
 The injection weight (PS) is the theoretical value converted from the injection volume x the melting density of polystyrene.  
 The screw speed is the theoretical maximum screw speed.

We reserves the right to interpret this technical parameter and reserves the right to modify or update this technical parameter at any time without further notice.  
 If the technical parameters of the cost do not match the actual product due to technological improvement, the contract and technical agreement shall prevail, and this technical parameter shall not be used as a basis.

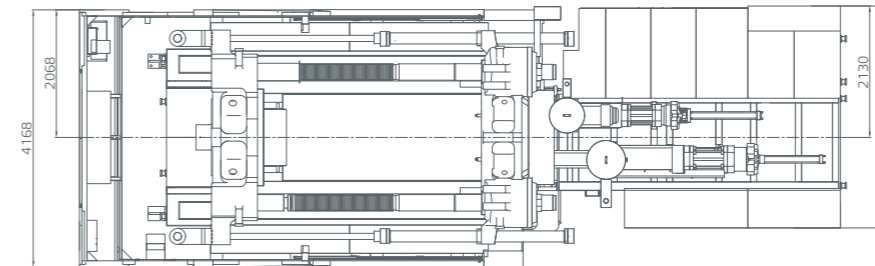
Front view of machine dimension



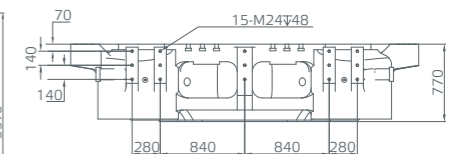
Robot installation dimension



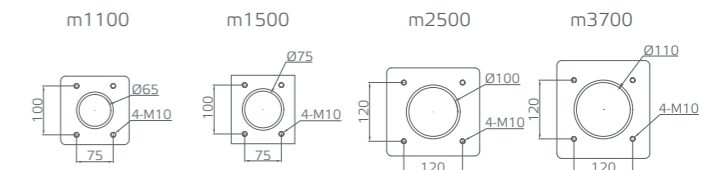
Top view of machine dimension



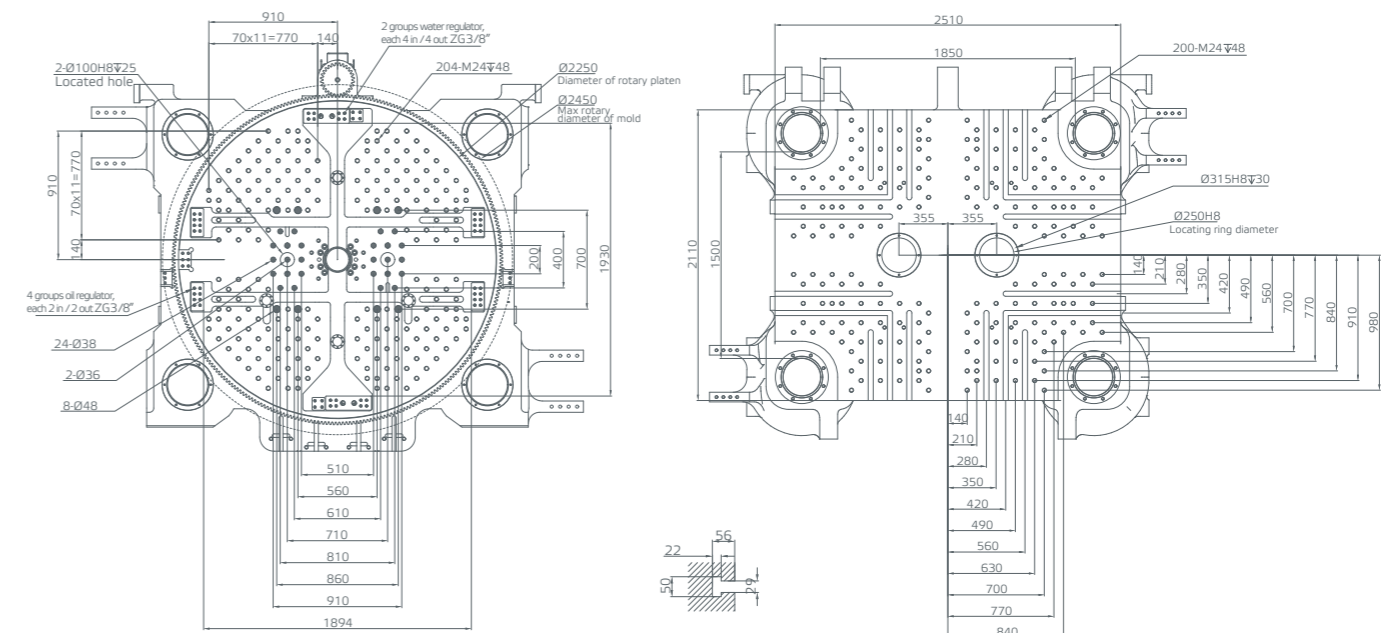
Robot fixed platen dimension



Feeding port dimensions



Front moving platen and rotary table dimension



Unit:mm

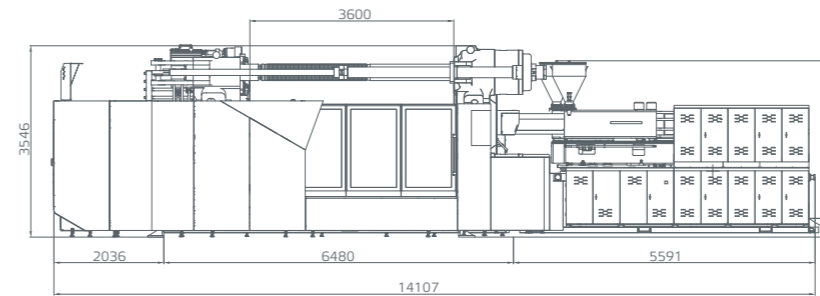
Clamping unit	Unit	NEO-M2320v	
Clamping force	kN	23200	
Clamping stroke	mm	2800/1800	
Space between tie bar	mm	2020x1620	
Max. mold height	mm	1800	
Min. mold height	mm	800	
Ejector stroke	mm	350	
Ejector force	kN	260	
No. Of Ejector Pins	piece	13	
Max. daylight	mm	3600	
Min. mold dimension	mm	1415x1135	
Platen dimensions (HxV)	mm	2790x2430	
Distance Between Molds Postion Centers	mm	710	
Diameter of rotation platen	mm	2500	
Rotation space of table	mm	2700	
Rotation table weight	t	25	
Injection unit	Unit	Type 1	
		m5800	m3700
Screw diameter	mm	85	75
Shot size (theoretical)	cm <sup>3</sup>	2683	1784
Injection weight (PS)	g	2441	1623
Injection pressure	MPa	218.0	210.3
Injection rate into air (PS)	g/s	740	623
screw speed	rpm	126	165
Max. injection speed	mm/s	143	155
Injection stroke	mm	473	404
Others	Unit	m5800	m3700
Max. pump pressure	MPa	17.5	
Pump motor power	kW	61x2+51x2+16	
Heater power	kW	55.0	46.0
Hopper capacity	kg	100	50
Oil tank volume	L	2600	
Machine weight	t	135	
Machine dimension (LxWxH)	m	14.2x4.7x3.6	

### Remarks:

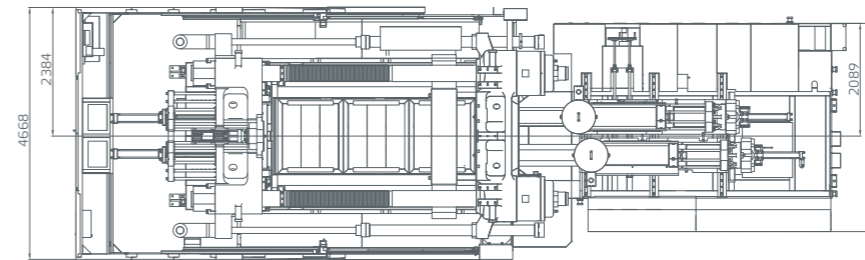
Theoretical capacity is the calculated volume of injection, equals the cross-sectional area of the screw or cylinder plunger x rated injection stroke;  
 The injection weight (PS) is the theoretical value converted from the injection volume x the melting density of polystyrene.  
 The screw speed is the theoretical maximum screw speed.

We reserves the right to interpret this technical parameter and reserves the right to modify or update this technical parameter at any time without further notice.  
 If the technical parameters of the cost do not match the actual product due to technological improvement, the contract and technical agreement shall prevail, and this technical parameter shall not be used as a basis.

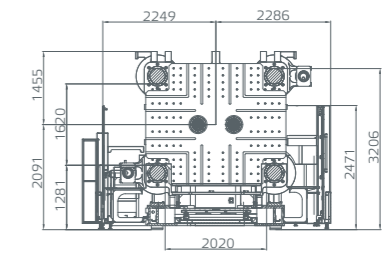
### Front view of machine dimension



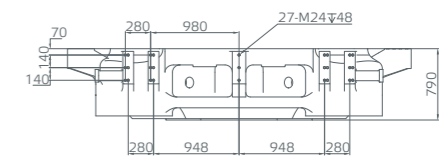
### Top view of machine dimension



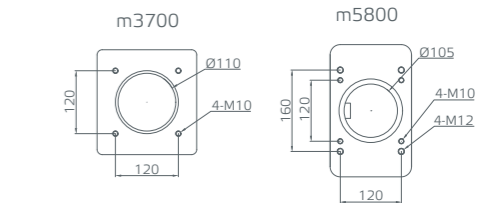
### Robot installation dimension



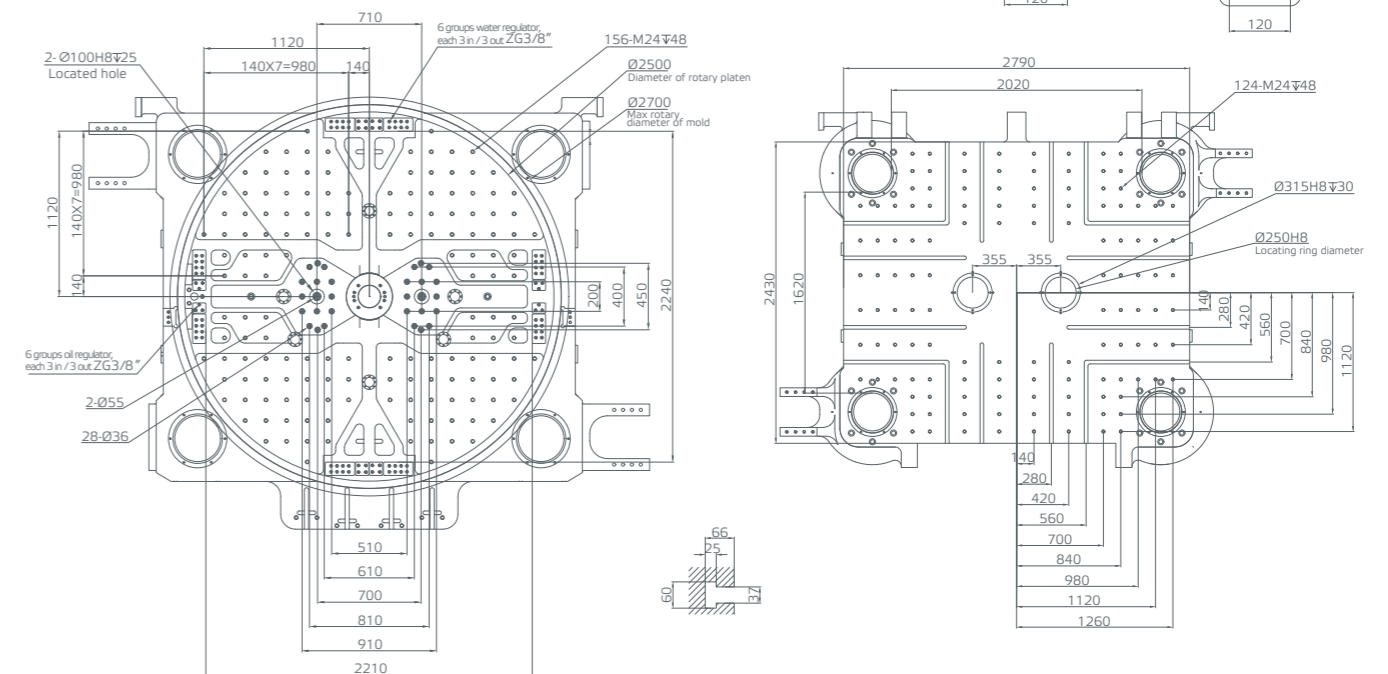
### Robot fixed platen dimension



### Feeding port dimensions



### Front moving platen and rotary table dimension



Unit:mm

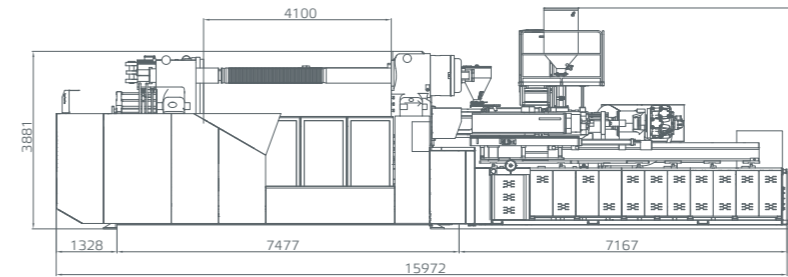
Clamping unit	Unit	NEO-M2820v	
Clamping force	kN	28200	
Clamping stroke	mm	3300/2000	
Space between tie bar	mm	2185x1755	
Max. mold height	mm	2100	
Min. mold height	mm	800	
Ejector stroke	mm	400	
Ejector force	kN	430	
No. Of Ejector Pins	piece	13	
Max. daylight	mm	4100	
Min. mold dimension	mm	1530x1230	
Platen dimensions (HxV)	mm	3030x2545	
Distance Between Molds Postion Centers	mm	710-1000	
Diameter of rotation platen	mm	2800	
Rotation space of table	mm	2900	
Rotation table weight	t	30	
Injection unit	Unit	Type 1	
		m7000	m3700
Screw diameter	mm	90	75
Shot size (theoretical)	cm <sup>3</sup>	3179	1784
Injection weight (PS)	g	2893	1623
Injection pressure	MPa	221.2	210.3
Injection rate into air (PS)	g/s	729	623
screw speed	rpm	112	165
Max. injection speed	mm/s	126	155
Injection stroke	mm	500	404
Others	Unit	m7000	m3700
Max. pump pressure	MPa	17.5	
Pump motor power	kW	61x2+51x2+16	
Heater power	kW	58.7	46.0
Hopper capacity	kg	100	50
Oil tank volume	L	2800	
Machine weight	t	165	
Machine dimension (LxWxH)	m	16x4.9x3.9	

**Remarks:**

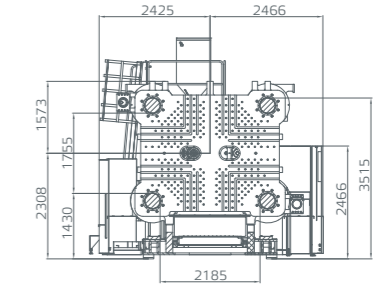
Theoretical capacity is the calculated volume of injection, equals the cross-sectional area of the screw or cylinder plunger x rated injection stroke;  
 The injection weight (PS) is the theoretical value converted from the injection volume x the melting density of polystyrene.  
 The screw speed is the theoretical maximum screw speed.

We reserves the right to interpret this technical parameter and reserves the right to modify or update this technical parameter at any time without further notice.  
 If the technical parameters of the cost do not match the actual product due to technological improvement, the contract and technical agreement shall prevail, and this technical parameter shall not be used as a basis.

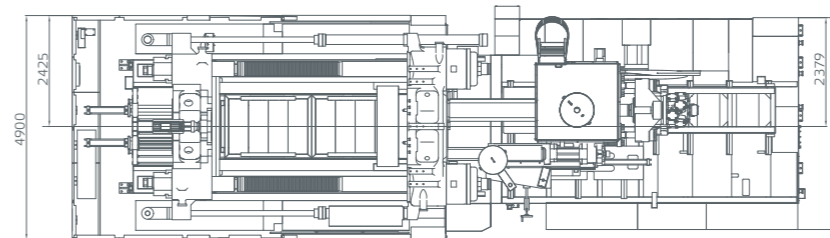
Front view of machine dimension



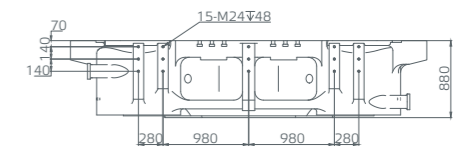
Robot installation dimension



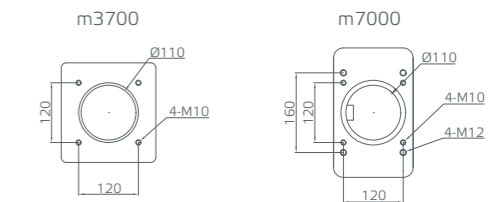
Top view of machine dimension



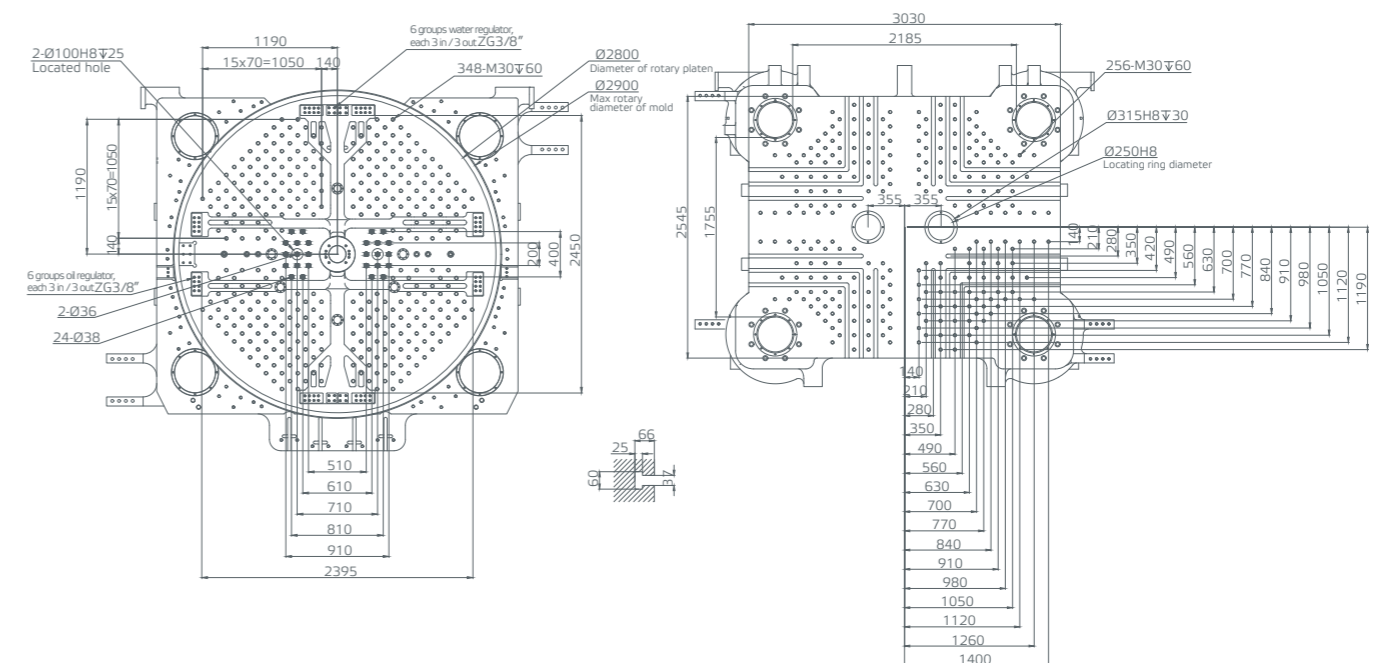
Robot fixed platen dimension



Feeding port dimensions



Front moving platen and rotary table dimension



Unit:mm

### For clamping

Function description / Clamping force	NEO·M1120v-NEO·M2820v
Platen with tapped holes	●
Platen with T slots(front platen)	●
Platen (according to EUROMAP2)	○
High rigid two-platen clamping unit	●
Mechanical safety	○
Electrical safety	●
Hydraulic safety	●
Auto-mold height adjustment function	●
Mold open, closing and mold adjusting are controlled by transducer	●
Fix-quantity type auto central lubrication system	●
Adjustable support for moving platen	●
High rigidity steel wear strips for moving platen	●
Auto safety door	●
EUROMAP 18 robot mechanical interface	●
Magnetic platen	○
Hydraulic/electrical unscrew device	○
Widened door and covers	○
Safety pressure plate under mold area	●
Two water regulation manifolds	●
Quick coupling for water regulator	●
Two air blow circuits	●
Four air blow circuits	○
Glass water flow regulators	○
Self-lock valve for locking	●
Buffer lock brake control	●
Drive by rotary servo motor	●

● Standard ○ Optional

### For injection

Function description/ Injection unit	m370-m7000
Standard screw	●
Special screw	○
Shut off nozzle	○
Single cylinder injection	●
Single carriage cylinders	●
Transducer control for carriage cylinder	●
Screw rotating speed display	●
Plasticizing with hydraulic motor	●
Proportional injection valve	●
Proportional back pressure control	●
Temp-monitoring for material feeding throat	●
Barrel Insulation cover	●
Nozzle cover	●
Self-lock valve for carriage forward	●
Material loading platform	○
Carriage central manual lubrication device	●
Carriage central auto lubrication device	○
Stainless heater bands	○
Ceramic heater band	●
Electrical plasticizing	○
Screw mobile feed hopper	●
Gas-assisted injection interface	○
Foam moulding	○
Hopper dryer	○
Stainless hopper	●
Barrel Insulation device	○
Stock pan	●

● Standard ○ Optional

### For electric

Function description/ Injection unit	NEO-M1120v-NEO-M2820v
KEBA 15-inch touch screen	●
Memory with 200 sets of mold parameters	●
All action instant monitoring	●
Production monitoring	●
Failure alarm display	●
Changeover from injection fill to hold by injection pressure	○
I/O monitoring display	●
3 color light	●
Motor overload protection	●
Front/back door emergency stop switch	●
5 pins socket of 380V/32A, 2 groups 5 pins socket of 380V/16A, 1 group 3 pins socket of 230V/16A, 1 group	●
230V/10A Industrial plug	●
Electrical cabinet lighting device	●
Transformer for servomotor system	○
EUROMAP 13 neutron connection	●
EUROMAP 12 robot interface	●
EUROMAP 67 robot interface	○
Double protection for heating	●
Safety relay monitoring	●
SSR heating control	●
Hot runner control system & interface	○
Instant power consumption monitoring	○
Instant clamping force monitoring	●
Remote control	○
Close-loop control for mold open/close	●
Inspection of repair door	●

● Standard ○ Optional

### For hydraulic

Function description/ Injection unit	m370-m7000
Servo motor pump	●
Increased motor-pump unit	○
Independent cooling system	●
Independent filtration system	●
Changeover from injection fill to hold by injection pressure	○
Function-multiple sets of injection sequently	○
Accumulator rapid injection	○
Carrier self-lock valve	●
Injection proportional valve	●
Injection servo valve	○
Oil temp. detector	●
Oil level alarm	●
Anti-explosive chain	●
Self-lock suction oil filter	●
Cooling water valve	●
Function description/ Injection unit	NEO-M1120v-NEO-M2820v
Two core pull circuit on moving platen, two core pull circuit on fixed	●
Sequential valve	○
Quick clamping device	●
Mold open differential device	●
Low pressure mold protection	●
Hydraulic safety device	●
Ejector on-the-fly	●
Plasticize on-the-fly	○
Plasticizing & ejector on the fly	○
Proportional valve control for clamp open and close	●
Servo valve for mold opening and closing	○

### For other

Function description/ Other	NEO-M1120v-NEO-M1920v	NEO-M2320v-NEO-M2820v
Tederic standard color	●	●
Shock-proof pad	●	●
Foundation steel plate, foundation anchor bolts	○	○
Spare parts box, tools, mould clamps, easy broken parts, extended nozzle, operation manual	●	●
Robot	○	○
Magnet (for hopper dryer)	○	○
Chiller	○	○
Mould temp controller	○	○
Dehumidifier	○	○
Autoloader	○	○
Fumigated wooden packaging	○	○
With full-tank hydraulic oil	○	○
Products fetching platform	○	●

● Standard ○ Optional